



Change in Mortality Tables

Effective July 1, 2020

FORMULA CALCULATION

Highest Average One Year Salary	X	Service Credit	X	Retirement Factor	X	Early Reduction Factor	=	Monthly Allowance Option Full
\$9,721.99	X	36.1337	X	2.3%	X	1.0	=	\$8,079.70

MONEY PURCHASE

Monthly Allowance Option Full	=	\$8,271.36
--	----------	-------------------

Your retirement contributions plus Department matching contributions divided by actuarial factor is HIGHER than Formula calculation.

EMPLOYEE - JANE

Highest Average One Year Salary	X	Retirement Factor	X	Service Credit	X	Early Retirement Reduction Factor	=	Monthly Allowance Option Full
\$6,479.09	X	2.3%	X	40.1369	X	1.0	=	\$5,981.16
								Money Purchase = \$3,318.56
Member Age		60.75		Retirement Date		06/01/2020		

FORMULA IS HIGHER

EMPLOYEE - JOHN


Highest Average One Year Salary	X	Retirement Factor	X	Service Credit	X	Early Retirement Reduction Factor	=	Monthly Allowance Option Full
\$8,555.80	X	2.3%	X	33.0607	X	1.0	=	\$6,505.80
								Money Purchase = \$8,005.31
Member Age		64.75		Retirement Date		06/01/2020		

MONEY PURCHASE IS HIGHER

RETIREMENT INFORMATION SYSTEM (RIS)

<https://retirement.ladwp.com>

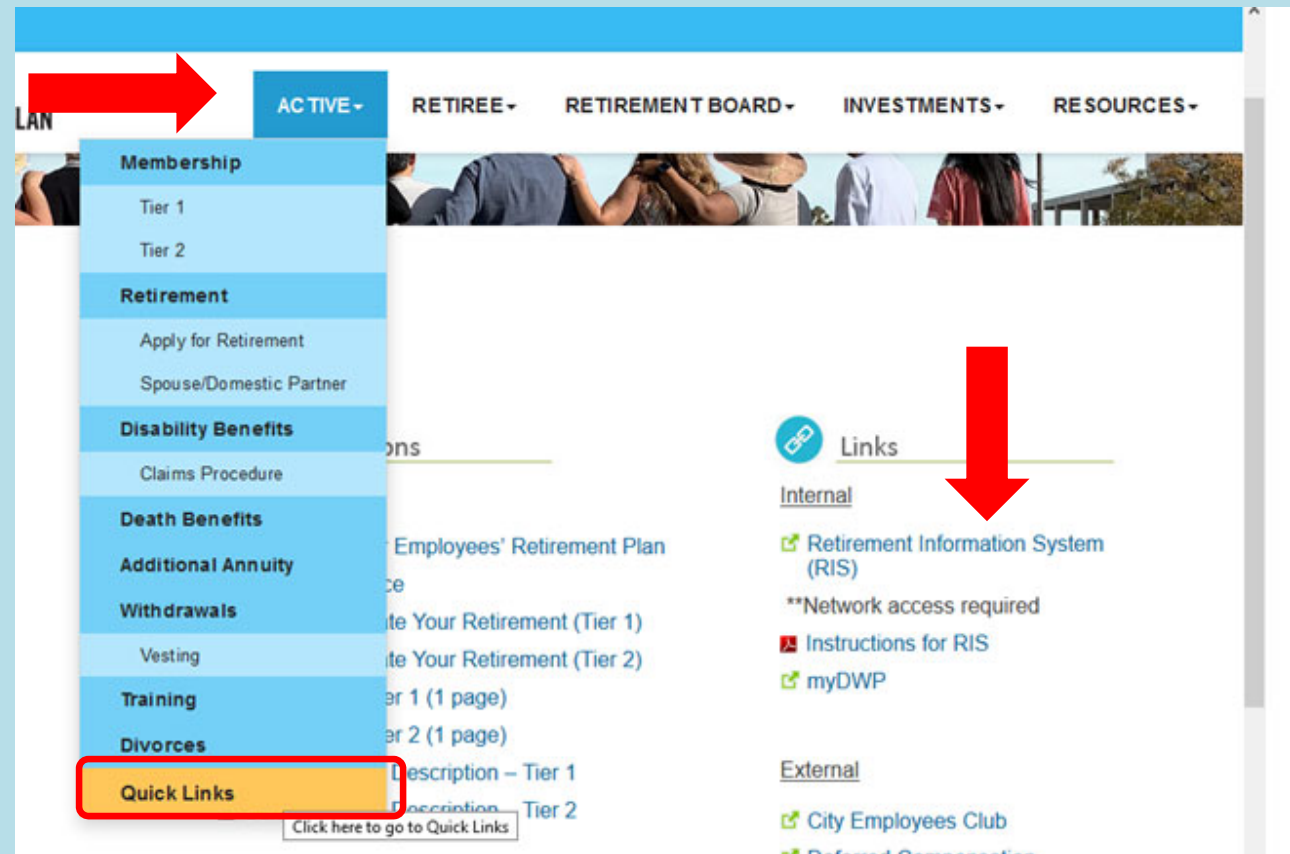
Click ACTIVE/Quick Links/Retirement Information System



**WATER AND POWER
EMPLOYEES' RETIREMENT PLAN**

User ID:

Password:



The screenshot shows the website's navigation menu. The 'ACTIVE' dropdown menu is open, listing various categories such as Membership, Retirement, Disability Benefits, Death Benefits, Additional Annuity, Withdrawals, Training, and Divorces. The 'Quick Links' option at the bottom of this menu is highlighted with a red box. A red arrow points from the 'ACTIVE' menu item to the 'Quick Links' option. Another red arrow points from the 'Links' section on the right side of the page to the 'Retirement Information System (RIS)' link under the 'Internal' category.

Navigation Menu:

- ACTIVE -
- RETIREE -
- RETIREMENT BOARD -
- INVESTMENTS -
- RESOURCES -

ACTIVE Dropdown Menu:

- Membership
 - Tier 1
 - Tier 2
- Retirement
 - Apply for Retirement
 - Spouse/Domestic Partner
- Disability Benefits
 - Claims Procedure
- Death Benefits
- Additional Annuity
- Withdrawals
 - Vesting
- Training
- Divorces
- Quick Links

Links Section:

- Links
 - Internal
 - Retirement Information System (RIS)
 - **Network access required
 - Instructions for RIS
 - myDWP
 - External
 - City Employees Club
 - Deferred Compensation

RIS HOME PAGE



WATER AND POWER EMPLOYEES' RETIREMENT PLAN

Home

Service

Employee

Service Summary

Purchases In Progress

Estimate Retirement Allowance

Additional Annuity Allowance

IMPORTANT NOTICE

Please review the Summary Plan Description (SPD) for your tier to get more details regarding your benefits with the Plan. Electronic copies are available on our website, or paper copies may be requested in our office.

- [Summary Plan Description Booklet](#)
- [Assumption Changes](#)

Retirement Plan Office
111 N. Hope St., Room 357
Los Angeles, CA 90012

Office hours are 7:00 a.m. to 4:00 p.m.,
Monday through Friday, except holidays.

Telephone: (800) 367-7164
(213) 367-1712

Email: retire@ladwp.com

WELCOME TO THE RETIREMENT INFORMATION SYSTEM

CLICK HOME MENU ABOVE FOR:

- Welcome Screen
- Logout

CLICK SERVICE MENU ABOVE FOR:

- Service Summary
- Purchases in Progress
- Estimate Retirement Allowance
- Additional Annuity Allowance

CLICK EMPLOYEE MENU ABOVE FOR:


- Employee Information
- Contribution Summary
- Deduction Information

08/24/2014 (Age 55)
06/01/2010 (Projected 30 years of Qualifying Service Credit)

Select retirement date, click ESTIMATE, and then scroll down for results.

Month , Year Spouse/Domestic Partner Birthdate: (MM/DD/YYYY)

ESTIMATED RETIREMENT ALLOWANCE



Average Monthly Salary	X	Multiplier	X	Service Credit	X	Early Retirement Reduction Factor	=	Monthly Allowance
<input type="text" value="\$6,479.09"/>	X	2.3%	X	40.2202	X	1.0	=	FULL
<input type="button" value="Re-estimate with modified salary"/>								
Retirement Date		Member Age		Spouse/ Domestic Partner Age				OPTION D
7/01/2020		60.75		55				\$5,580.02

Option D: Reduced monthly allowance. Provides a surviving Eligible Spouse/Domestic Partner continuance equal to the pension amount retiree was receiving at his/her death.

03/05/2020 (Age 55)
04/01/2019 (Projected 30 years of Qualifying Service Credit)

Select retirement date, click Estimate, and then scroll down for results.

Month ▾ 1, Year ▾

ADDITIONAL ANNUITY ESTIMATE



The Retirement Information System (RIS) is intended to provide an **ESTIMATE** only. It does not constitute an official Water and Power Employees' Retirement Plan (Plan) calculation of your retirement allowance and should not be relied upon as proof your eligibility to retire. Verifying your retirement eligibility and calculating your actual retirement allowance is a complex process and will be determined by Plan staff at the time of your retirement after an audit of your employment history.

Projected Biweekly Contribution	Projected Interest Rate	Current Additional Balance	Projected Additional Balance	Monthly Additional Annuity
<input style="border: 2px solid red;" type="text" value="\$0.00"/>	7.00%	\$44,773.95	\$46,576.30	FULL
\$310.92				
<input type="button" value="Re-Estimate using amount entered"/>				
<input type="button" value="Re-Estimate @ current contribution amount of \$741.44"/>				

Member Age: 55.25 Retirement Date: 9/01/2020

Normal Allowance

Average Monthly Salary	X	Multiplier	X	Service Credit	X	Early Retirement Reduction Factor	=	Monthly Allowance
								FULL
\$8,555.80	X	2.3%	X	33.0607	X	1.0	=	\$8,005.31 MONEY PURCHASE
Member Age:		64.75		Retirement Date:				06/01/2020

Average Monthly Salary	X	Multiplier	X	Service Credit	X	Early Retirement Reduction Factor	=	Monthly Allowance
								FULL
\$8,555.80	X	2.3%	X	33.144	X	1.0	=	\$7,710.03 MONEY PURCHASE
Member Age:		64.75		Retirement Date:				07/01/2020

Average Monthly Salary	X	Multiplier	X	Service Credit	X	Early Retirement Reduction Factor	=	Monthly Allowance
								FULL
\$8,555.80	X	2.3%	X	33.7274	X	1.0	=	\$8,020.39 MONEY PURCHASE
Member Age:		65.25		Retirement Date:				02/01/2021

Additional Annuity

Projected Biweekly Contribution	Projected Interest Rate	Current Additional Balance	Projected Additional Balance	Monthly Additional Annuity
				FULL
\$100.00	7.00%	\$44,773.95	\$46,676.65	\$327.30
Member Age:	55		Retirement Date:	06/01/2020

Projected Biweekly Contribution	Projected Interest Rate	Current Additional Balance	Projected Additional Balance	Monthly Additional Annuity
				FULL
\$100.00	7.00%	\$44,773.95	\$47,159.50	\$314.81
Member Age:	55.25		Retirement Date:	07/01/2020

Projected Biweekly Contribution	Projected Interest Rate	Current Additional Balance	Projected Additional Balance	Monthly Additional Annuity
				FULL
\$100.00	7.00%	\$44,773.95	\$49,116.61	\$331.34
Member Age:	55.5		Retirement Date:	11/01/2020

RETIREMENT DATE	LAST DAY TO APPLY
MAY 1, 2020	APRIL 1, 2020
JUNE 1, 2020	MAY 1, 2020

Application Instructions available on our website: <https://retirement.ladwp.com>

Click Active/Apply for Retirement